



MANOalpha™

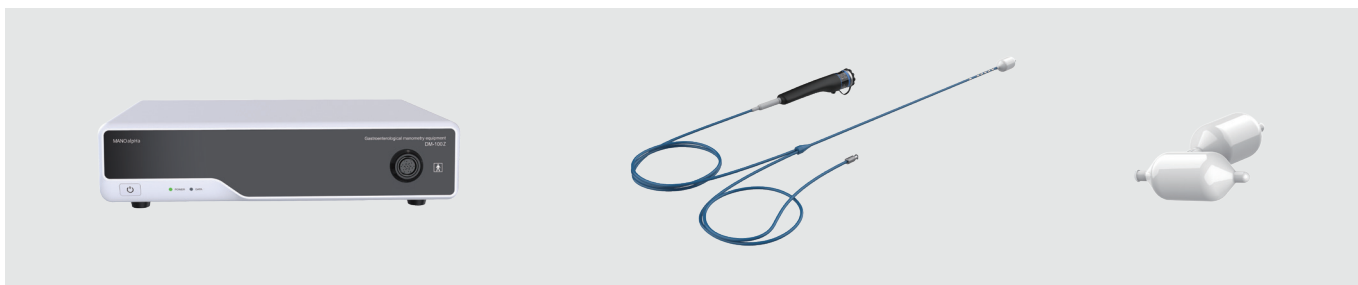
High Resolution Anorectal Manometry System

Product Brochure

Introducing MANOalpha™ HRAM

Overview

The MANOalpha™ High Resolution Anorectal Manometry (HRAM) System provides precise assessment of anorectal sensorimotor function through high-resolution pressure mapping. Utilizing advanced solid-state technology, it captures detailed spatiotemporal pressure profiles, enabling accurate evaluation of anorectal coordination, reflexes, and sphincter integrity. The whole system consists of the MANOalpha™ central processor, reusable probe, disposable balloon, calibration set and the optional portable cart with HD display screen and high-speed printer.



Adaptive ManoLAB Software

Visual Instruction

Flat designed interface allows you to navigate the interested individual event easily. Then double-click to access it for quick edit and confirm.

Intelligent Analysis

ManoLAB integrates the London Classification v4.0 for automated and standardized interpretation of HRAM data. It calculates key diagnostic parameters, generates structured reports, and minimizes observer variability, enabling accurate and reproducible assessment of anorectal function with improved clinical efficiency.

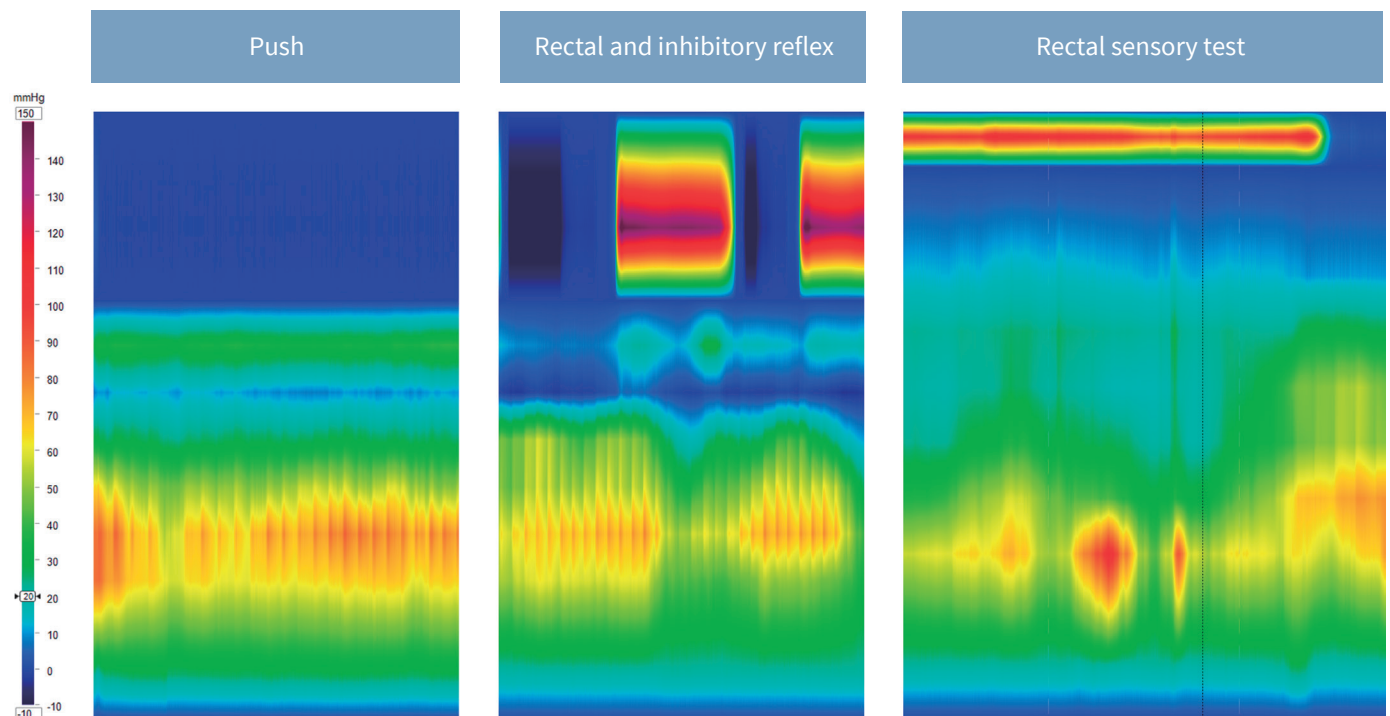
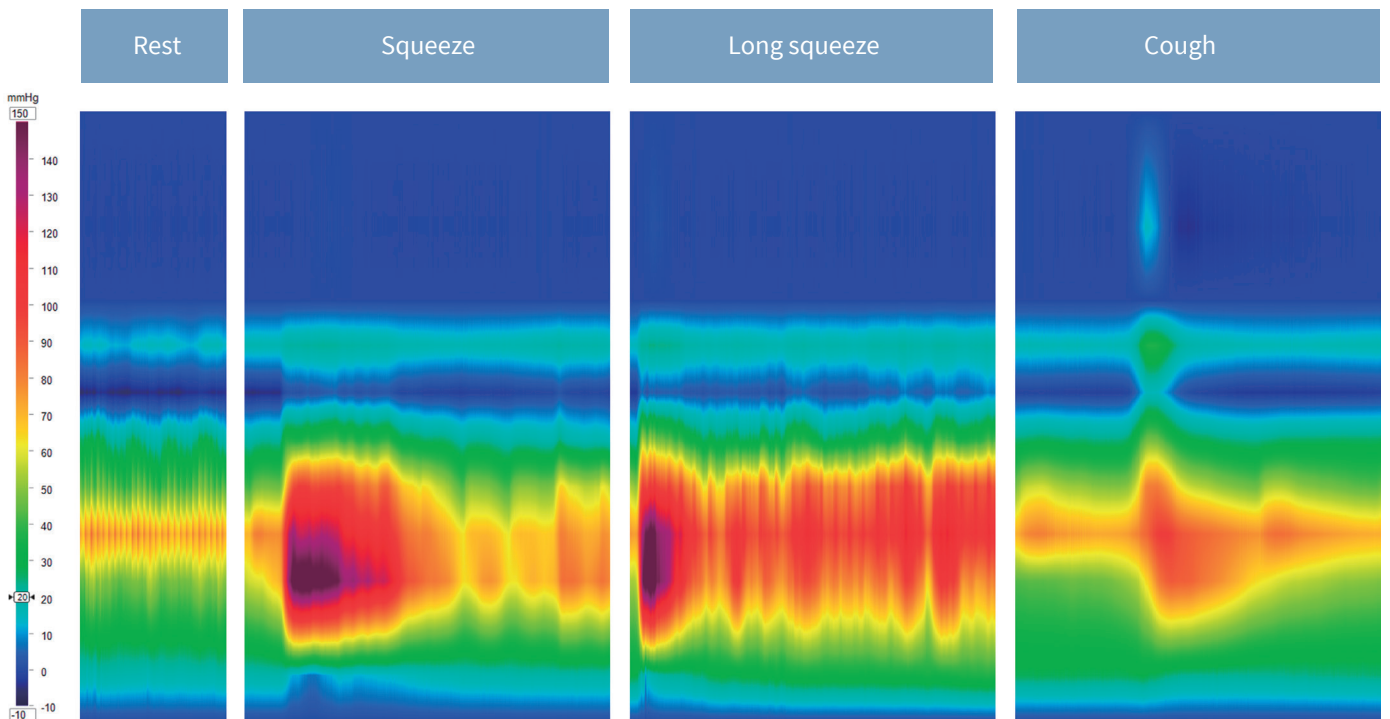
Data Integration

Supports DICOM and PACS integration for secure data exchange, centralized storage, and streamlined clinical workflow.

Technical Specification	Central Processor	Probe
Model No. / Dimension	DM-100Z 360*260*90 mm [T=±10mm]	MC-2300B Φ 4.0 mm * 1567 mm
		MC-2300W Φ 4.0 mm * 1617mm
		MC-0800A
		MC-2300A Φ 4.0 mm * 1667mm
MC-2700A		
Weight	≤ 3000 g	
Voltage range	100-240V AC 50/60Hz	
Working current	≤ 1A	
Pressure collection / acquisition	Range: 0~300 mmHg Error: ±2% [100~300 mmHg] ±2 mmHg [0~100 mmHg] Frequency: ≥100Hz	Range: 0~300 mmHg Error: ±2% [100~300 mmHg] ±2 mmHg [0~100 mmHg]

Reliable Diagnosis

The MANOalpha™ HRAM System performs a comprehensive evaluation of anorectal function by recording intraluminal pressure activity along the anal canal and rectum during rest, squeeze, and simulated defecation. Through high-resolution spatiotemporal mapping, the system provides detailed visualization of sphincter function, rectoanal coordination, and rectal sensation.





Chongqing JINSHAN Science & Technology (Group) Co., Ltd

No. 18, Nishang Road, Liangjiang New Area, 401120, Chongqing, China

T: +86-23-8609 8096 F: +86-23-8609 8777

Email: international@jinshangroup.com

www.jinshangroup.com

